



SPORT
UNION

NIEDERÖSTERREICH

Landesmeisterschaften 2007

St. Pölten, 12. Mai NÖ Landessportschule







ERGEBNISSE





**GYM 4 All Einzelwertung
GYM 4 All Mannschaftswertung
Kunstturnen- Turnerinnen
Kunstturnen- Turner**

**Veranstalter: Sportunion Niederösterreich
LFW OSTR Lore Schmied und Werner Kulhanek**





G4A-Mannschaft-männlich U10

Rang	Mannschaft					Gesamt
1.	U. St.Pölten 3	37,900	39,400	36,800	40,900	155,000
2.	U. St.Pölten 4	35,200	33,400	32,700	36,300	137,600





G4A-Mannschaft-weiblich U8

Rang	Mannschaft					Gesamt
1.	U. Mödling 1	9,900	11,100	9,900	11,450	42,350
2.	U. St.Andrä/W. 2	8,500	10,400	10,350	12,350	41,600





G4A-Mannschaft-weiblich U10

Rang	Mannschaft					Gesamt
1.	U. Traiskirchen 4	18,400	14,900	16,700	15,200	65,200
2.	U. Mödling 3	13,900	14,050	13,850	13,050	54,850
3.	U. Traiskirchen 5 -Pamelas Hasen	13,500	11,850	12,550	12,600	50,500
4.	U. Tulln 2	10,800	13,450	11,950	12,950	49,150
5.	U. St.Andrä/W. 3	11,600	11,950	10,550	11,950	46,050
6.	U. Tulln 3	10,150	9,100	10,950	10,850	41,050
7.	U. Mödling 4	8,100	8,550	8,200	9,450	34,300
8.	U. St.Pölten 2	8,800	7,900	6,750	8,500	31,950





G4A-Mannschaft-weiblich U12

Rang	Mannschaft					Gesamt
1.	U. Traiskirchen 2 -Allrounder	19,700	15,650	21,400	19,350	76,100
2.	U. Traiskirchen 3	21,100	17,000	17,400	15,150	70,650
3.	U. Mödling 5	16,550	17,200	16,300	15,600	65,650
4.	U. Tulln 1	13,700	13,200	13,550	13,900	54,350





G4A-Mannschaft-weiblich U14

Rang	Mannschaft					Gesamt
1.	U. St.Pölten 5	19,800	19,100	17,950	21,150	78,000
2.	U. St.Pölten 1	13,350	13,650	12,050	14,950	54,000

G4A-Mannschaft-weiblich ü14





Rang	Mannschaft					Gesamt
1.	U. Traiskirchen 1	25,200	22,050	24,150	25,200	96,600
2.	U. St.Andrä/W. 1	22,650	19,250	20,550	20,500	82,950

G4A-NEU-Mannschaft-weiblich





Rang	Mannschaft					Gesamt
1.	U. Wr.Neustadt 4	12,350	12,300	12,150	13,750	50,550
2.	U. Wr.Neustadt 3	12,100	10,650	11,300	11,150	45,200
3.	U. Wr.Neustadt 1	8,300	11,000	9,800	10,850	39,950
4.	U. Wr.Neustadt 2	6,900	6,100	10,050	10,450	33,500
5.	U. Langenlois 2	9,350	3,750	4,650	8,500	26,250

G4A-Mannschaft-männlich U10

1. Rang U. St.Pölten 3





Name	JG									Gesamt
		AW	EW	AW	EW	AW	EW	AW	EW	
Sarachmetow Hassan	1998	14,000	12,700	14,000	13,300	14,000	13,300	15,000	14,400	53,700
Tevsiev Said-Mohamed	1999	14,000	12,300	14,000	13,200	14,000	12,300	15,000	13,700	51,500
Brenner David	1999	14,000	12,600	14,000	12,600	13,000	11,200	13,000	11,900	48,300
Loiskandel Gabriel	1999	14,000	12,600	14,000	12,900	14,000	10,000	15,000	12,800	48,300
		37,900		39,400		36,800		40,900		155,000

2. Rang U. St.Pölten 4





Name	JG									Gesamt
		AW	EW	AW	EW	AW	EW	AW	EW	
Esembaev Raschid	1997	14,000	12,800	14,000	13,100	14,000	11,400	15,000	13,400	50,700
Nuriev Rasul	1997	13,000	11,200	11,000	10,300	13,000	9,700	13,000	11,700	42,900
Mudaev Arsu	1997	13,000	10,900	11,000	10,000	13,000	10,700	13,000	11,200	42,800
Elmurzaev Said-Selem	1998	13,000	11,200	11,000	9,600	13,000	10,600	13,000	11,200	42,600
		35,200		33,400		32,700		36,300		137,600

G4A-Mannschaft-weiblich U8

1. Rang U. Mödling 1





Name	JG									Gesamt
		AW	EW	AW	EW	AW	EW	AW	EW	
Ehrenhauser Elisabeth	1999	4,000	3,700	5,000	4,200	5,000	3,950	5,000	4,150	16,000
Doringer Nina	2000	4,000	3,400	4,000	3,350	4,000	2,900	4,000	3,600	13,250
Kranawetter Julia	2000	3,000	2,650	4,000	3,550	4,000	2,750	4,000	3,700	12,650
Glasl Isabel	2000	3,000	2,800	4,000	2,700	4,000	3,050	4,000	3,600	12,150
		9,900		11,100		9,900		11,450		42,350

2. Rang U. St.Andrä/W. 2





Name	JG									Gesamt
		AW	EW	AW	EW	AW	EW	AW	EW	
Zips Sara	1999	4,000	3,800	4,000	3,400	5,000	3,900	5,000	4,050	15,150
Reissner Stefanie	1999	4,000	2,800	4,000	3,600	5,000	3,750	5,000	4,350	14,500
Nagl Lena	2000	2,000	1,900	4,000	3,400	5,000	2,700	5,000	3,950	11,950
		8,500		10,400		10,350		12,350		41,600

G4A-Mannschaft-weiblich U10





1. Rang U. Traiskirchen 4

Name	JG									Gesamt
		AW	EW	AW	EW	AW	EW	AW	EW	
Nemet Melissa	1997	7,000	6,350	6,000	5,800	7,000	5,900	6,000	5,500	23,550
Rollett Selina	1997	7,000	6,400	6,000	4,700	7,000	6,300	6,000	5,000	22,400
Winkler Katharina	1997	7,000	5,650	5,000	4,400	7,000	4,150	6,000	4,500	18,700
Jeitschko Maria	1997	7,000	5,050	5,000	4,200	7,000	4,500	6,000	4,700	18,450
		18,400		14,900		16,700		15,200		65,200





2. Rang U. Mödling 3

Name	JG									Gesamt
		AW	EW	AW	EW	AW	EW	AW	EW	
Weinmann Victoria	1997	5,000	4,200	5,000	4,750	6,000	5,050	6,000	4,300	18,300
Kuttner Valentina	1998	5,000	4,700	5,000	4,350	6,000	4,250	6,000	4,600	17,900
Kain Linda	1998	5,000	4,600	5,000	4,700	6,000	4,550	5,000	3,900	17,750
Kolleremann Pia	1998	5,000	4,600	5,000	4,600	5,000	3,650	5,000	4,150	17,000
		13,900		14,050		13,850		13,050		54,850





3. Rang U. Traiskirchen 5 -Pamelas Hasen

Name	JG									Gesamt
		AW	EW	AW	EW	AW	EW	AW	EW	
Wurm Elisabeth	1999	5,000	4,600	5,000	4,600	5,000	4,050	5,000	4,300	17,550
Nemet Tatjana	1998	5,000	4,750	5,000	4,150	5,000	4,100	5,000	4,250	17,250
Hacker Lena	1998	5,000	4,100	4,000	2,800	5,000	4,400	5,000	4,050	15,350
Skopal Lisa	1998	5,000	4,150	4,000	3,100	5,000	3,300	5,000	3,650	14,200
		13,500		11,850		12,550		12,600		50,500





4. Rang U. Tulln 2

Name	JG									Gesamt
		AW	EW	AW	EW	AW	EW	AW	EW	
Frühauf Daniela	1998	4,000	3,550	5,000	4,600	5,000	4,150	5,000	4,450	16,750
Bamberger Ulrika	1998	4,000	3,700	5,000	4,400	5,000	4,050	5,000	4,450	16,600
Lamprecht Anna	1998	4,000	3,550	5,000	4,450	5,000	3,750	5,000	4,050	15,800
		10,800		13,450		11,950		12,950		49,150





5. Rang U. St.Andrä/W. 3

Name	JG									Gesamt
		AW	EW	AW	EW	AW	EW	AW	EW	
Felix Beatrice	1998	5,000	4,700	5,000	4,350	5,000	3,100	5,000	4,250	16,400
Rischka Annika	1998	4,000	3,300	4,000	3,750	5,000	3,900	5,000	3,450	14,400
Berger Marlene	1997	4,000	3,050	4,000	3,650	5,000	3,550	5,000	4,050	14,300
iGerdinum Anja	1998	4,000	3,600	4,000	3,850	5,000	2,850	4,000	3,650	13,950
		11,600		11,950		10,550		11,950		46,050





6. Rang U. Tulln 3

Name	JG									Gesamt
		AW	EW	AW	EW	AW	EW	AW	EW	
Gaupmann Madlene	1999	4,000	3,750	4,000	3,800	5,000	3,800	4,000	3,650	15,000
Schüttengruber Lydia	1998	4,000	3,300	3,000	2,600	5,000	3,550	4,000	3,600	13,050
Schüttengruber Miriam	1997	4,000	3,100	3,000	2,700	5,000	3,600	4,000	3,600	13,000
		10,150		9,100		10,950		10,850		41,050

7. Rang U. Mödling 4





Name	JG									Gesamt
		AW	EW	AW	EW	AW	EW	AW	EW	
Gruber Viktoria	1998	4,000	3,400	4,000	3,500	5,000	3,650	5,000	3,550	14,100
Partsch Sophie	1998	4,000	3,350	3,000	2,450	3,000	2,300	4,000	2,750	10,850
Niederreiter Nicola	1997	2,000	1,350	3,000	2,600	3,000	2,250	4,000	3,150	9,350
		8,100		8,550		8,200		9,450		34,300

8. Rang U. St.Pölten 2





Name	JG									Gesamt
		AW	EW	AW	EW	AW	EW	AW	EW	
Lupinek Alexandra	1999	4,000	3,100	4,000	3,500	3,000	2,400	3,000	2,800	11,800
Albartuewa Shauda	1998	4,000	2,950	3,000	2,050	3,000	2,300	3,000	2,900	10,200
Letschka Miriam	1999	4,000	2,750	3,000	2,350	3,000	2,050	3,000	2,800	9,950
		8,800		7,900		6,750		8,500		31,950

G4A-Mannschaft-weiblich U12





1. Rang U. Traiskirchen 2 -Allrounder

Name	JG									Gesamt
		AW	EW	AW	EW	AW	EW	AW	EW	
Vicht Violetta	1995	8,000	7,300	6,000	5,350	9,000	6,350	9,000	7,650	26,650
Staiger Svenja	1995	7,000	6,400	6,000	5,250	9,000	7,750	9,000	6,550	25,950
Jellinek Alexandra	1995	7,000	6,000	6,000	4,900	9,000	7,300	6,000	4,850	23,050
Schott Laura	1995	7,000	5,650	6,000	5,050	9,000	5,900	6,000	5,150	21,750
		19,700		15,650		21,400		19,350		76,100





2. Rang U. Traiskirchen 3

Name	JG									Gesamt
		AW	EW	AW	EW	AW	EW	AW	EW	
Valenta Nadja	1996	8,000	7,550	6,000	5,800	9,000	6,050	6,000	5,200	24,600
Dazingler Lena	1996	7,000	6,100	6,000	5,400	9,000	6,450	6,000	5,150	23,100
Pfundstein Katrin	1996	8,000	7,450	6,000	5,800	7,000	4,900	6,000	4,800	22,950
Kleppek Franziska	1996	6,000	5,300	5,000	3,800	6,000	3,550	5,000	4,000	16,650
		21,100		17,000		17,400		15,150		70,650

3. Rang U. Mödling 5





Name	JG									Gesamt
		AW	EW	AW	EW	AW	EW	AW	EW	
Pregartner Agnes	1995	7,000	6,000	6,000	5,800	7,000	6,350	7,000	5,200	23,350
Seipel Teresa	1996	5,000	4,750	6,000	5,800	7,000	5,000	6,000	5,250	20,800
Weinmann Sophie	1996	7,000	5,800	6,000	5,600	6,000	3,950	6,000	5,150	20,500
Sirlinger Alexandra	1996	5,000	4,550	6,000	5,500	6,000	4,950	6,000	4,500	19,500
		16,550		17,200		16,300		15,600		65,650

4. Rang U. Tulln 1





Name	JG									Gesamt
		AW	EW	AW	EW	AW	EW	AW	EW	
Frühauf Evelyn	1996	5,000	4,900	5,000	4,600	6,000	4,400	6,000	4,900	18,800
Bamberger Sarah	1996	5,000	4,650	5,000	4,050	6,000	4,800	6,000	4,650	18,150
Kadic Marisela	1996	5,000	4,150	5,000	4,550	6,000	4,350	6,000	4,350	17,400
Froschauer Katharina	1997	4,000	3,400	4,000	3,650	5,000	4,000	4,000	3,550	14,600
		13,700		13,200		13,550		13,900		54,350

G4A-Mannschaft-weiblich U14

1. Rang U. St.Pölten 5





Name	JG									Gesamt
		AW	EW	AW	EW	AW	EW	AW	EW	
Meindl Esther	1994	7,000	6,650	8,000	6,950	9,000	6,500	8,000	7,550	27,650
Meindl Flora	1994	7,000	6,550	8,000	6,450	8,000	5,500	8,000	6,800	25,300
Kaufmann Silvia	1994	7,000	6,600	8,000	5,700	9,000	5,950	8,000	6,800	25,050
Horer Stefanie	1994	5,000	4,450	5,000	4,000	6,000	3,200	5,000	3,650	15,300
		19,800		19,100		17,950		21,150		78,000

2. Rang U. St.Pölten 1





Name	JG									Gesamt
		AW	EW	AW	EW	AW	EW	AW	EW	
Fechter Nataly	1993	5,000	3,700	6,000	4,700	8,000	5,350	6,000	4,700	18,450
Holzinger Sabrina	1996	5,000	4,300	6,000	4,950	5,000	3,350	7,000	5,800	18,400
Loiskandl Sarah	1997	5,000	4,650	6,000	4,000	7,000	2,800	6,000	4,450	15,900
Koppel Lena	1997	5,000	4,400	3,000	2,400	5,000	3,350	5,000	3,650	13,800
		13,350		13,650		12,050		14,950		54,000

G4A-Mannschaft-weiblich ü14

1. Rang U. Traiskirchen 1





Name	JG									Gesamt
		AW	EW	AW	EW	AW	EW	AW	EW	
Güttl Christina	1989	9,000	8,800	8,000	7,500	9,000	7,600	9,000	8,500	32,400
Ertl Stefanie	1990	9,000	8,900	8,000	7,300	9,000	7,450	9,000	8,500	32,150
Friedl Dominique	1990	8,000	7,500	8,000	7,250	9,000	8,350	9,000	8,200	31,300
Friedl Carina	1992	8,000	7,350	0,000	0,000	9,000	8,200	9,000	7,700	23,250
		25,200		22,050		24,150		25,200		96,600

2. Rang U. St.Andrä/W. 1





Name	JG									Gesamt
		AW	EW	AW	EW	AW	EW	AW	EW	
Arnberger Beate	1983	9,000	8,900	9,000	7,950	9,000	8,150	9,000	8,000	33,000
Trillsam Carina	1990	8,000	7,350	8,000	7,000	9,000	7,300	9,000	6,800	28,450
Schauberger Alexandra	1990	8,000	6,400	8,000	4,300	9,000	5,100	7,000	5,700	21,500
		22,650		19,250		20,550		20,500		82,950

G4A-NEU-Mannschaft-weiblich





1. Rang U. Wr.Neustadt 4

Name	JG									Gesamt
		AW	EW	AW	EW	AW	EW	AW	EW	
Pfann Katharina	1996	5,000	4,850	5,000	4,350	7,000	4,500	6,000	5,550	19,250
Ferscha Carmen	1996	5,000	4,400	5,000	4,900	5,000	4,250	6,000	4,150	17,700
Pauschenwein Nina	1996	4,000	3,100	4,000	3,050	4,000	3,400	5,000	4,050	13,600
		12,350		12,300		12,150		13,750		50,550





2. Rang U. Wr.Neustadt 3

Name	JG									Gesamt
		AW	EW	AW	EW	AW	EW	AW	EW	
Riemer Nicole	1996	5,000	4,700	5,000	4,650	5,000	3,650	4,000	3,700	16,700
Wachsam Julia	1995	5,000	4,600	4,000	3,350	5,000	3,350	4,000	3,750	15,050
Matousek Melanie	1996	3,000	2,800	3,000	2,650	5,000	4,300	4,000	3,700	13,450
Gutstein Sophie	1996	2,000	1,400	1,000	0,350	5,000	3,100	4,000	3,450	8,300
		12,100		10,650		11,300		11,150		45,200

3. Rang U. Wr.Neustadt 1





Name	JG									Gesamt
		AW	EW	AW	EW	AW	EW	AW	EW	
Sima Alina	1999	4,000	3,000	5,000	4,450	4,000	3,350	4,000	3,550	14,350
Noitz Michaela	1999	4,000	3,000	5,000	3,400	4,000	3,350	4,000	3,600	13,350
Bauer Nina	1999	3,000	2,300	4,000	3,150	4,000	3,100	4,000	3,700	12,250
Bauer Yvonne	1999	1,000	0,700	3,000	2,600	4,000	3,050	4,000	3,400	9,750
		8,300		11,000		9,800		10,850		39,950

4. Rang U. Wr.Neustadt 2





Name	JG									Gesamt
		AW	EW	AW	EW	AW	EW	AW	EW	
Kühteubl Marlis	1996	4,000	3,500	3,000	2,800	5,000	3,750	4,000	3,550	13,600
Teffer Tina	1999	3,000	2,650	4,000	2,800	4,000	3,250	4,000	3,400	12,100
Leitgeb Marlena	1999	1,000	0,750	1,000	0,500	4,000	3,050	4,000	3,500	7,800
		6,900		6,100		10,050		10,450		33,500

5. Rang





U. Langenlois 2

Name	JG									Gesamt
		AW	EW	AW	EW	AW	EW	AW	EW	
Fröhlinger Maria	1995	5,000	4,300	2,000	1,600	2,000	1,450	4,000	3,450	10,800
Schönhofer Hannah	1995	5,000	3,700	2,000	1,400	2,000	1,250	4,000	3,350	9,700
Pfeffer Kerstin	1998	2,000	1,350	1,000	0,750	2,000	1,550	2,000	1,700	5,350
Demal Clara	1998	1,000	0,750	1,000	0,600	2,000	1,650	2,000	1,350	4,350
		9,350		3,750		4,650		8,500		26,250





G4A-einzel-männlich Jg. 99 und jünger

Rang	Name / Verein	JG					Gesamt
1.	Tevsiev Said-Mohamed <i>Union St.Pölten</i>	1999	14,000 12,300	14,000 13,200	14,000 12,300	15,000 13,700	51,500
2.	Brenner David <i>Union St.Pölten</i>	1999	14,000 12,600	14,000 12,600	13,000 11,200	13,000 11,900	48,300
2.	Loiskandel Gabriel <i>Union St.Pölten</i>	1999	14,000 12,600	14,000 12,900	14,000 10,000	15,000 12,800	48,300





G4A-einzel-männlich Jg. 98 und älter

Rang	Name / Verein	JG					Gesamt
1.	Sarachmetow Hassan <i>Union St.Pölten</i>	1998	14,000 12,700	14,000 13,300	14,000 13,300	15,000 14,400	53,700
2.	Esembaev Raschid <i>Union St.Pölten</i>	1997	14,000 12,800	14,000 13,100	14,000 11,400	15,000 13,400	50,700
3.	Nuriev Rasul <i>Union St.Pölten</i>	1997	13,000 11,200	11,000 10,300	13,000 9,700	13,000 11,700	42,900
4.	Mudaev Arsu <i>Union St.Pölten</i>	1997	13,000 10,900	11,000 10,000	13,000 10,700	13,000 11,200	42,800
5.	Elmurzaev Said-Selem <i>Union St.Pölten</i>	1998	13,000 11,200	11,000 9,600	13,000 10,600	13,000 11,200	42,600





G4A-einzel-weiblich Jg. 00 und jünger

Rang	Name / Verein	JG					Gesamt
1.	Doringner Nina <i>Union Mödling</i>	2000	4,000 3,400	4,000 3,350	4,000 2,900	4,000 3,600	13,250
2.	Kranawetter Julia <i>Union Mödling</i>	2000	3,000 2,650	4,000 3,550	4,000 2,750	4,000 3,700	12,650
3.	Glasl Isabel <i>Union Mödling</i>	2000	3,000 2,800	4,000 2,700	4,000 3,050	4,000 3,600	12,150
4.	Nagl Lena <i>Union St.Andrä/Wördern</i>	2000	2,000 1,900	4,000 3,400	5,000 2,700	5,000 3,950	11,950





G4A-einzel-weiblich Jg. 99

Rang	Name / Verein	JG					Gesamt
1.	Wurm Elisabeth <i>Union Traiskirchen</i>	1999	5,000 4,600	5,000 4,600	5,000 4,050	5,000 4,300	17,550
2.	Ehrenhauser Elisabeth <i>Union Mödling</i>	1999	4,000 3,700	5,000 4,200	5,000 3,950	5,000 4,150	16,000
3.	Zips Sara <i>Union St.Andrä/Wördern</i>	1999	4,000 3,800	4,000 3,400	5,000 3,900	5,000 4,050	15,150
4.	Gaupmann Madlene <i>Union Tulln</i>	1999	4,000 3,750	4,000 3,800	5,000 3,800	4,000 3,650	15,000
5.	Reissner Stefanie <i>Union St.Andrä/Wördern</i>	1999	4,000 2,800	4,000 3,600	5,000 3,750	5,000 4,350	14,500
6.	Lupinek Alexandra <i>Union St.Pölten</i>	1999	4,000 3,100	4,000 3,500	3,000 2,400	3,000 2,800	11,800
7.	Haubenwallner Julia <i>Union Mödling</i>	1999	2,000 1,800	3,000 2,550	3,000 2,300	4,000 3,550	10,200
8.	Letschka Miriam <i>Union St.Pölten</i>	1999	4,000 2,750	3,000 2,350	3,000 2,050	3,000 2,800	9,950

G4A-einzel-weiblich Jg. 98

Rang	Name / Verein	JG					Gesamt
1.	Kuttner Valentina <i>Union Mödling</i>	1998	5,000 4,700	5,000 4,350	6,000 4,250	6,000 4,600	17,900
2.	Kain Linda <i>Union Mödling</i>	1998	5,000 4,600	5,000 4,700	6,000 4,550	5,000 3,900	17,750
3.	Nemet Tatjana <i>Union Traiskirchen</i>	1998	5,000 4,750	5,000 4,150	5,000 4,100	5,000 4,250	17,250
4.	Kollermann Pia <i>Union Mödling</i>	1998	5,000 4,600	5,000 4,600	5,000 3,650	5,000 4,150	17,000
5.	Frühauf Daniela <i>Union Tulln</i>	1998	4,000 3,550	5,000 4,600	5,000 4,150	5,000 4,450	16,750
6.	Bamberger Ulrika <i>Union Tulln</i>	1998	4,000 3,700	5,000 4,400	5,000 4,050	5,000 4,450	16,600
7.	Felix Beatrice <i>Union St.Andrä/Wördern</i>	1998	5,000 4,700	5,000 4,350	5,000 3,100	5,000 4,250	16,400
8.	Lamprecht Anna <i>Union Tulln</i>	1998	4,000 3,550	5,000 4,450	5,000 3,750	5,000 4,050	15,800
9.	Hacker Lena <i>Union Traiskirchen</i>	1998	5,000 4,100	4,000 2,800	5,000 4,400	5,000 4,050	15,350
10.	Rischka Annika <i>Union St.Andrä/Wördern</i>	1998	4,000 3,300	4,000 3,750	5,000 3,900	5,000 3,450	14,400
11.	Skopal Lisa <i>Union Traiskirchen</i>	1998	5,000 4,150	4,000 3,100	5,000 3,300	5,000 3,650	14,200
12.	Gruber Viktoria <i>Union Mödling</i>	1998	4,000 3,400	4,000 3,500	5,000 3,650	5,000 3,550	14,100
13.	iGerdinum Anja <i>Union St.Andrä/Wördern</i>	1998	4,000 3,600	4,000 3,850	5,000 2,850	4,000 3,650	13,950
14.	Schüttengruber Lydia <i>Union Tulln</i>	1998	4,000 3,300	3,000 2,600	5,000 3,550	4,000 3,600	13,050
15.	Partsch Sophie <i>Union Mödling</i>	1998	4,000 3,350	3,000 2,450	3,000 2,300	4,000 2,750	10,850
16.	Albartuewa Shauda <i>Union St.Pölten</i>	1998	4,000 2,950	3,000 2,050	3,000 2,300	3,000 2,900	10,200

G4A-einzel-weiblich Jg. 97

Rang	Name / Verein	JG					Gesamt
1.	Nemet Melissa <i>Union Traiskirchen</i>	1997	7,000 6,350	6,000 5,800	7,000 5,900	6,000 5,500	23,550
2.	Rollett Selina <i>Union Traiskirchen</i>	1997	7,000 6,400	6,000 4,700	7,000 6,300	6,000 5,000	22,400
3.	Winkler Katharina <i>Union Traiskirchen</i>	1997	7,000 5,650	5,000 4,400	7,000 4,150	6,000 4,500	18,700
4.	Jeitschko Maria <i>Union Traiskirchen</i>	1997	7,000 5,050	5,000 4,200	7,000 4,500	6,000 4,700	18,450
5.	Weinmann Victoria <i>Union Mödling</i>	1997	5,000 4,200	5,000 4,750	6,000 5,050	6,000 4,300	18,300
6.	Loiskandl Sarah <i>Union St.Pölten</i>	1997	5,000 4,650	6,000 4,000	7,000 2,800	6,000 4,450	15,900
7.	Froschauer Katharina <i>Union Tulln</i>	1997	4,000 3,400	4,000 3,650	5,000 4,000	4,000 3,550	14,600
8.	Berger Marlene <i>Union St.Andrä/Wördern</i>	1997	4,000 3,050	4,000 3,650	5,000 3,550	5,000 4,050	14,300
9.	Koppel Lena <i>Union St.Pölten</i>	1997	5,000 4,400	3,000 2,400	5,000 3,350	5,000 3,650	13,800
10.	Schüttengruber Miriam <i>Union Tulln</i>	1997	4,000 3,100	3,000 2,700	5,000 3,600	4,000 3,600	13,000





SPORT
UNION

NÖ Landesmeisterschaften 2007





Ergebnisse GYM-4-All - Einzelwertung

11.	Niederreiter Nicola	1997	2,000	3,000	3,000	4,000	
	Union Mödling		1,350	2,600	2,250	3,150	9,350





G4A-einzel-weiblich Jg. 96

Rang	Name / Verein	JG					Gesamt
1.	Valenta Nadja Union Traiskirchen	1996	8,000 7,550	6,000 5,800	9,000 6,050	6,000 5,200	24,600
2.	Dazingler Lena Union Traiskirchen	1996	7,000 6,100	6,000 5,400	9,000 6,450	6,000 5,150	23,100
3.	Pfundstein Katrin Union Traiskirchen	1996	8,000 7,450	6,000 5,800	7,000 4,900	6,000 4,800	22,950
4.	Seipel Teresa Union Mödling	1996	5,000 4,750	6,000 5,800	7,000 5,000	6,000 5,250	20,800
5.	Weinmann Sophie Union Mödling	1996	7,000 5,800	6,000 5,600	6,000 3,950	6,000 5,150	20,500
6.	Sirlinger Alexandra Union Mödling	1996	5,000 4,550	6,000 5,500	6,000 4,950	6,000 4,500	19,500
7.	Frühauf Evelyn Union Tulln	1996	5,000 4,900	5,000 4,600	6,000 4,400	6,000 4,900	18,800
8.	Holzinger Sabrina Union St.Pölten	1996	5,000 4,300	6,000 4,950	5,000 3,350	7,000 5,800	18,400
9.	Bamberger Sarah Union Tulln	1996	5,000 4,650	5,000 4,050	6,000 4,800	6,000 4,650	18,150
10.	Kadic Marisela Union Tulln	1996	5,000 4,150	5,000 4,550	6,000 4,350	6,000 4,350	17,400
11.	Kleppek Franziska Union Traiskirchen	1996	6,000 5,300	5,000 3,800	6,000 3,550	5,000 4,000	16,650





G4A-einzel-weiblich Jg. 95

Rang	Name / Verein	JG					Gesamt
1.	Vicht Violetta Union Traiskirchen	1995	8,000 7,300	6,000 5,350	9,000 6,350	9,000 7,650	26,650
2.	Staiger Svenja Union Traiskirchen	1995	7,000 6,400	6,000 5,250	9,000 7,750	9,000 6,550	25,950
3.	Pregartner Agnes Union Mödling	1995	7,000 6,000	6,000 5,800	7,000 6,350	7,000 5,200	23,350
4.	Jellinek Alexandra Union Traiskirchen	1995	7,000 6,000	6,000 4,900	9,000 7,300	6,000 4,850	23,050
5.	Schaffer Theresa Union Böhheimkirchen	1995	8,000 6,900	6,000 5,350	8,000 5,600	7,000 5,000	22,850
6.	Schott Laura Union Traiskirchen	1995	7,000 5,650	6,000 5,050	9,000 5,900	6,000 5,150	21,750





G4A-einzel-weiblich Jg. 94

Rang	Name / Verein	JG					Gesamt
1.	Meindl Esther Union St.Pölten	1994	7,000 6,650	8,000 6,950	9,000 6,500	8,000 7,550	27,650
2.	Meindl Flora Union St.Pölten	1994	7,000 6,550	8,000 6,450	8,000 5,500	8,000 6,800	25,300
3.	Kaufmann Silvia Union St.Pölten	1994	7,000 6,600	8,000 5,700	9,000 5,950	8,000 6,800	25,050
4.	Horer Stefanie Union St.Pölten	1994	5,000 4,450	5,000 4,000	6,000 3,200	5,000 3,650	15,300





G4A-einzel-weiblich Jg. 93

Rang	Name / Verein	JG					Gesamt
1.	Zopf Nina <i>Union Mödling</i>	1993	8,000 7,250	8,000 7,500	9,000 8,350	8,000 7,000	30,100
2.	Fechter Nataly <i>Union St.Pölten</i>	1993	5,000 3,700	6,000 4,700	8,000 5,350	6,000 4,700	18,450





G4A-einzel-weiblich Jg. 89-92

Rang	Name / Verein	JG					Gesamt
1.	Güttl Christina <i>Union Traiskirchen</i>	1989	9,000 8,800	8,000 7,500	9,000 7,600	9,000 8,500	32,400
2.	Ertl Stefanie <i>Union Traiskirchen</i>	1990	9,000 8,900	8,000 7,300	9,000 7,450	9,000 8,500	32,150
3.	Friedl Dominique <i>Union Traiskirchen</i>	1990	8,000 7,500	8,000 7,250	9,000 8,350	9,000 8,200	31,300
4.	Trillsam Carina <i>Union St.Andrä/Wördern</i>	1990	8,000 7,350	8,000 7,000	9,000 7,300	9,000 6,800	28,450
5.	Friedl Carina <i>Union Traiskirchen</i>	1992	8,000 7,350	0,000 0,000	9,000 8,200	9,000 7,700	23,250
6.	Schauberger Alexandra <i>Union St.Andrä/Wördern</i>	1990	8,000 6,400	8,000 4,300	9,000 5,100	7,000 5,700	21,500





G4A-einzel-weiblich Jg. 88 und älter

Rang	Name / Verein	JG					Gesamt
1.	Arnberger Beate <i>Union St.Andrä/Wördern</i>	1983	9,000 8,900	9,000 7,950	9,000 8,150	9,000 8,000	33,000





G4A-NEU-einzel-männlich

Rang	Name / Verein	JG					Gesamt
1.	Kroneder Johannes <i>Union Langenlois</i>	1997	13,000 11,400	11,000 10,500	11,000 9,900	12,000 11,000	42,800





G4A-NEU-einzel-weiblich Jg. 98 und jünger

Rang	Name / Verein	JG					Gesamt
1.	Sima Alina <i>Union Wiener Neustadt</i>	1999	4,000 3,000	5,000 4,450	4,000 3,350	4,000 3,550	14,350
2.	Noitz Michaela <i>Union Wiener Neustadt</i>	1999	4,000 3,000	5,000 3,400	4,000 3,350	4,000 3,600	13,350
3.	Bauer Nina <i>Union Wiener Neustadt</i>	1999	3,000 2,300	4,000 3,150	4,000 3,100	4,000 3,700	12,250
4.	Teffer Tina <i>Union Wiener Neustadt</i>	1999	3,000 2,650	4,000 2,800	4,000 3,250	4,000 3,400	12,100
5.	Bauer Yvonne <i>Union Wiener Neustadt</i>	1999	1,000 0,700	3,000 2,600	4,000 3,050	4,000 3,400	9,750
6.	Leitgeb Marlena <i>Union Wiener Neustadt</i>	1999	1,000 0,750	1,000 0,500	4,000 3,050	4,000 3,500	7,800
7.	Pfeffer Kerstin <i>Union Langenlois</i>	1998	2,000 1,350	1,000 0,750	2,000 1,550	2,000 1,700	5,350
8.	Demal Clara <i>Union Langenlois</i>	1998	1,000 0,750	1,000 0,600	2,000 1,650	2,000 1,350	4,350





G4A-NEU-einzel-weiblich Jg. 96-97

Rang	Name / Verein	JG					Gesamt
1.	Pfann Katharina <i>Union Wiener Neustadt</i>	1996	5,000 4,850	5,000 4,350	7,000 4,500	6,000 5,550	19,250
2.	Ferscha Carmen <i>Union Wiener Neustadt</i>	1996	5,000 4,400	5,000 4,900	5,000 4,250	6,000 4,150	17,700
3.	Riemer Nicole <i>Union Wiener Neustadt</i>	1996	5,000 4,700	5,000 4,650	5,000 3,650	4,000 3,700	16,700
4.	Kühteubl Marlis <i>Union Wiener Neustadt</i>	1996	4,000 3,500	3,000 2,800	5,000 3,750	4,000 3,550	13,600
4.	Pauschenwein Nina <i>Union Wiener Neustadt</i>	1996	4,000 3,100	4,000 3,050	4,000 3,400	5,000 4,050	13,600
6.	Matousek Melanie <i>Union Wiener Neustadt</i>	1996	3,000 2,800	3,000 2,650	5,000 4,300	4,000 3,700	13,450
7.	Gutstein Sophie <i>Union Wiener Neustadt</i>	1996	2,000 1,400	1,000 0,350	5,000 3,100	4,000 3,450	8,300





G4A-NEU-einzel-weiblich Jg. 95 und älter

Rang	Name / Verein	JG					Gesamt
1.	Wachsam Julia <i>Union Wiener Neustadt</i>	1995	5,000 4,600	4,000 3,350	5,000 3,350	4,000 3,750	15,050
2.	Metzler Marlene <i>Union Langenlois</i>	1990	6,000 5,400	4,000 3,150	2,000 1,850	4,000 3,600	14,000
3.	Fröhlinger Maria <i>Union Langenlois</i>	1995	5,000 4,300	2,000 1,600	2,000 1,450	4,000 3,450	10,800
4.	Schönhofer Hannah <i>Union Langenlois</i>	1995	5,000 3,700	2,000 1,400	2,000 1,250	4,000 3,350	9,700





Turnerinnen- Kinderstufe 1999

Rang	Name Verein	JG													Gesamt
			Endnote		Pön.	Endnote		Pön.	Endnote		Pön.	Endnote		Pön.	
			A-Wert	B-Wert		A-Wert	B-Wert		A-Wert	B-Wert		A-Wert	B-Wert		
1	Schuh Carolina Union St.Pölten	1999	12,550			13,400			12,200			13,200			51,350
			3,3	9,250	0,0	4,5	8,900	0,0	3,0	9,200	0,0	4,0	9,200	0,0	
2	Schmoll Alina Union St.Pölten	1999	10,900			11,600			10,850			11,900			45,250
			3,3	7,600	0,0	4,3	7,300	0,0	3,0	7,850	0,0	4,0	7,900	0,0	
3	Wimmer Vanessa Union St.Pölten	1999	10,800			9,900			10,100			11,000			41,800
			3,3	7,500	0,0	4,0	5,900	0,0	3,0	7,100	0,0	3,0	8,000	0,0	
4	Ott Victoria Union St.Pölten	1999	11,300			10,500			9,350			10,250			41,400
			3,3	8,000	0,0	4,0	6,500	0,0	3,0	6,350	0,0	3,0	7,250	0,0	





Turnerinnen- Kinderstufe 1997

Rang	Name Verein	JG													Gesamt
			Endnote		Pön.	Endnote		Pön.	Endnote		Pön.	Endnote		Pön.	
			A-Wert	B-Wert		A-Wert	B-Wert		A-Wert	B-Wert		A-Wert	B-Wert		
1	Zopf Annika Union Mödling	1997	12,300			9,750			11,150			11,450			44,650
			3,3	9,000	0,0	3,3	6,450	0,0	3,0	8,150	0,0	3,0	8,450	0,0	
2	Otzelberger Michelle Union St.Pölten	1997	11,850			9,400			11,100			12,000			44,350
			3,3	8,550	0,0	4,0	5,400	0,0	3,0	8,100	0,0	4,0	8,000	0,0	
3	Egidy Katharina Union Mödling	1997	12,450			9,550			9,850			10,900			42,750
			3,3	9,150	0,0	3,3	6,250	0,0	3,0	6,850	0,0	3,0	7,900	0,0	





Turnerinnen- Nachwuchsstufe

Rang	Name Verein	JG													Gesamt
			Endnote		Pön.	Endnote		Pön.	Endnote		Pön.	Endnote		Pön.	
			A-Wert	B-Wert		A-Wert	B-Wert		A-Wert	B-Wert		A-Wert	B-Wert		
1	Ehrenhauser Veronika Union Mödling	1996	11,525			9,350			12,750			12,700			46,325
			3,3	8,275	0,0	3,0	6,350	0,0	4,2	8,550	0,0	4,1	8,600	0,0	
2	Fegerl Bianca Union Mödling	1997	11,075			7,400			9,550			11,000			39,025
			2,6	8,525	0,0	2,0	5,400	0,0	3,2	6,350	0,0	3,1	7,900	0,0	
3	Lendenfeld Lisa Union St.Pölten	1997	9,100			5,550			4,900			8,600			28,150
			2,4	6,700	0,0	2,0	3,550	0,0	3,1	1,800	0,0	2,4	6,200	0,0	
4	Mikscha Michelle Union St.Pölten	1997	8,625			5,000			3,400			10,300			27,325
			2,4	6,225	0,0	2,0	3,000	0,0	3,0	0,400	0,0	2,2	8,100	0,0	





Turnerinnen- Schülerstufe

Rang	Name Verein	JG													Gesamt
			Endnote		Pön.	Endnote		Pön.	Endnote		Pön.	Endnote		Pön.	
			A-Wert	B-Wert		A-Wert	B-Wert		A-Wert	B-Wert		A-Wert	B-Wert		
1	Singh Gudrun Union Wiener Neustadt	1995	9,225			8,550			9,300			9,950			37,025
			2,2	7,025	0,0	1,7	6,850	0,0	2,2	7,100	0,0	2,6	7,350	0,0	
2	Letschka Hannah Union St.Pölten	1994	9,875			4,650			9,450			11,050			35,025
			2,2	7,675	0,0	1,6	3,050	0,0	2,8	6,650	0,0	2,8	8,250	0,0	





Turnerinnen- Jugendstufe

Rang	Name Verein	JG	 Endnote			 Endnote			 Endnote			 Endnote			Gesamt
			A-Wert	B-Wert	Pön.	A-Wert	B-Wert	Pön.	A-Wert	B-Wert	Pön.	A-Wert	B-Wert	Pön.	
1	Singh Sandra Union Wiener Neustadt	1992	10,900			4,450			10,050			10,600			36,000
			2,4	8,500	0,0	1,0	3,450	0,0	2,5	7,550	0,0	3,0	7,600	0,0	

Turnerinnen- Juniorinnen

Rang	Name Verein	JG	 Endnote			 Endnote			 Endnote			 Endnote			Gesamt
			A-Wert	B-Wert	Pön.	A-Wert	B-Wert	Pön.	A-Wert	B-Wert	Pön.	A-Wert	B-Wert	Pön.	
1	Hodi Agnes Union Böheimkirchen	1992	13,200			10,200			12,250			12,200			47,850
			4,2	9,000	0,0	3,2	7,000	0,0	3,6	8,650	0,0	4,0	8,200	0,0	







Turnerinnen- Meisterstufe

Rang	Name Verein	JG	 Endnote			 Endnote			 Endnote			 Endnote			Gesamt
			A-Wert	B-Wert	Pön.	A-Wert	B-Wert	Pön.	A-Wert	B-Wert	Pön.	A-Wert	B-Wert	Pön.	
1	Gundacker Brigitte Union St.Pölten	1991	12,100			10,050			11,650			12,250			46,050
			4,2	7,900	0,0	2,4	7,650	0,0	3,9	7,750	0,0	3,5	8,750	0,0	
2	Kisiel Manuela Union St.Pölten	1991	12,850			8,850			11,400			12,200			45,300
			4,6	8,250	0,0	3,0	5,850	0,0	3,8	7,600	0,0	3,4	8,800	0,0	







NÖ Landesmeisterschaften 2007

Ergebnisse Turner-Einzelswertung







Turner- Aufbaustufe 1

Rang	Name Verein	JG	 Endnote			 Endnote			 Endnote			 Endnote			 Endnote			 Endnote			Gesamt						
			A-Wert	B-Wert	Pön.	A-Wert	B-Wert	Pön.	A-Wert	B-Wert	Pön.	A-Wert	B-Wert	Pön.	A-Wert	B-Wert	Pön.	A-Wert	B-Wert	Pön.							
1.	Egidy Benjamin Union Mödling	1999	12,400	4,0	8,400	0,0	12,500	4,0	8,500	0,0	12,200	4,0	8,200	0,0	13,300	4,0	9,300	0,0	12,750	4,0	8,750	0,0	13,250	4,0	9,250	0,0	76,400
2.	Gründling Rafael Union Mödling	2000	11,750	4,0	7,750	0,0	12,000	4,0	8,000	0,0	11,500	4,0	7,500	0,0	13,000	4,0	9,000	0,0	12,200	4,0	8,200	0,0	12,600	4,0	8,600	0,0	73,050
3.	Hofmann Peter Union Mödling	2000	12,150	4,0	8,150	0,0	10,800	3,0	7,800	0,0	12,000	4,0	8,000	0,0	13,300	4,0	9,300	0,0	11,500	4,0	7,500	0,0	12,700	4,0	8,700	0,0	72,450
4.	Wenzel Sebastian Union Mödling	1999	11,800	4,0	7,800	0,0	11,600	4,0	7,600	0,0	10,800	4,0	6,800	0,0	12,600	4,0	8,600	0,0	12,100	4,0	8,100	0,0	12,150	3,0	9,150	0,0	71,050

Turner- Leistungsklasse 1

Rang	Name Verein	JG	 Endnote			 Endnote			 Endnote			 Endnote			 Endnote			 Endnote			Gesamt						
			A-Wert	B-Wert	Pön.	A-Wert	B-Wert	Pön.	A-Wert	B-Wert	Pön.	A-Wert	B-Wert	Pön.	A-Wert	B-Wert	Pön.	A-Wert	B-Wert	Pön.							
1.	Abuew Magomed Union St.Pölten	1995	14,350	5,5	8,850	0,0	13,500	6,0	7,500	0,0	14,350	5,5	8,850	0,0	14,450	5,5	8,950	0,0	14,850	5,5	9,350	0,0	14,750	6,0	8,750	0,0	86,250
2.	Alisalamov Ramsan Union St.Pölten	1995	13,600	5,5	8,100	0,0	13,350	5,5	7,850	0,0	13,950	5,5	8,450	0,0	14,450	5,5	8,950	0,0	14,550	5,5	9,050	0,0	15,300	6,0	9,300	0,0	85,200
3.	Teufl Michael Union St.Pölten	1995	14,200	5,5	8,700	0,0	13,650	5,5	8,150	0,0	13,850	5,5	8,350	0,0	14,550	5,5	9,050	0,0	13,300	5,0	8,300	0,0	14,000	6,0	8,000	0,0	83,550
4.	Hübner Mark Union St.Pölten	1999	12,500	5,0	7,500	0,0	14,150	5,5	8,650	0,0	13,300	5,5	7,800	0,0	14,050	5,5	8,550	0,0	13,850	5,0	8,850	0,0	13,750	5,0	8,750	0,0	81,600
5.	Kozlica Marko Union St.Pölten	1996	13,200	5,0	8,200	0,0	12,700	5,0	7,700	0,0	12,900	5,5	7,400	0,0	13,500	5,5	8,000	0,0	13,200	5,0	8,200	0,0	13,350	5,0	8,350	0,0	78,850

Turner- Meisterstufe

Rang	Name Verein	JG	 Endnote			 Endnote			 Endnote			 Endnote			 Endnote			 Endnote			Gesamt						
			A-Wert	B-Wert	Pön.	A-Wert	B-Wert	Pön.	A-Wert	B-Wert	Pön.	A-Wert	B-Wert	Pön.	A-Wert	B-Wert	Pön.	A-Wert	B-Wert	Pön.							
1.	König Klaus Union St.Pölten	1989	12,400	3,3	9,100	0,0	7,350	3,5	3,850	0,0	10,900	2,6	8,300	0,0	13,150	4,0	9,150	0,0	11,350	3,2	8,150	0,0	11,250	3,2	8,050	0,0	66,400